

#1 Source for Hair Loss and Propecia: Hair Loss Review Guide - Propecia - Avodart - Rogaine - Minoxidil

Special Hairloss Topics: Hair Transplant Advice - Hair Replacement Advice - Female Hair Loss

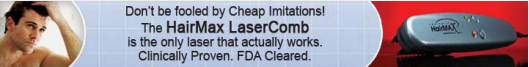
Sign Out - My Profile - Hairloss Treatments - Forums - Reviews - Articles & FAQs - Links

Forums Home - New Messages - My Forums Settings - Search Forums - Forums Help

Don't be fooled by Cheap Imitations!

The HairMax LaserComb is the only laser that actually works. Clinically Proven. FDA Cleared.

[Ad: The HairMax Laser Comb](#)





Thicker

[Ad: Revivogen](#)

Propecia!

No Prescription
Free Shipping
Lowest Prices!

[Ad: Hair2Go.com](#)

LuxuryBarber.com



hair2go2barber.com



YOUNGER
HAIR!
Propecia @
Hair2Go.com
[Ad: Hair2Go.com](#)

Secret Lion's
DenRoom

[Propecia.com - Propecia 2](#)
[Propecia.com - Propecia 2](#)
[Propecia.com - Propecia 2](#)

Web

regrowth.com

HAIR
2GO

Online hairloss
source since
1997!

Click here!
To get your
hair back!



[Ad: Propecia -
Propecia - Propecia
Propecia - Propecia](#)

>> [Regrowth.com - Hair Loss Forums](#) > [General Hair Loss Discussion](#) > Might as well post some 10 month pictures...

OverMachoGrande
Regrowth.com Member
0

Registered: Oct 2006
Posts: 6,638
[\[Ignore\]](#)

Might as well post some 10 month pictures...

I was asked on the laser forum to post some pictures for just a tad bit of encouragement, so I might as well as post them here, too!


There are no tricks. These are simply the best pictures I could take by myself, directly under the fluorescent lights of the bathroom, using the mirror to look at the viewscreen of my camera. I'll say it again... there aren't any lighting tricks, hair tricks, or anything! Even if you're tempted, don't play the "well, but maybe his hair is pushed over and laying differently blah blah blah..."! JUST DON'T DO IT.

Also, my hair is shorter right now... it's shorter by probably close to an inch. We ALL AGREE that longer hair provides more "cover" and extremely short hair can look simply horrendous for "baldies". So, I'm at yet another disadvantage here. Don't be tempted to think that "well, maybe his hair is longer and just covering the scalp more blah blah blah...". DON'T DO THAT EITHER! lol...

Look, my hair is completely a different person's hair now. I hope you can CLEARLY see that. You can tell that it's breaking SPRINGS OFF MY HEAD like it did when I was a little kid!

Also, keep in mind that I am directly under the most UNFORGIVING LIGHT KNOWN TO MAN:

[EDIT: I had to edit this post on [August 16th, 2009](#) to change the location of the picture files since the unethical, malicious, infantile owners have ungraciously removed all links to my website. Please ask yourself why they would do such a thing, and when you've come up with the answer on your own, you'll learn a very important lesson about the hair loss world.]



Under these lights, I am TRULY AT MY WORST! lol...

Last Edited On Aug-16-2009 at 1:15 PM.

10/15/2008 1:49 PM

OverMachoGrande
Regrowth.com Member
0

Registered: Oct 2006
Posts: 6,638
[\[Ignore\]](#)

December 6th, 2007

October 15th, 2008



[EDIT: I had to edit this post on [August 16th, 2009](#) to change the location of the picture files since the unethical, malicious owners have ungraciously removed all links to my website. Please ask yourself why they would do such a thing, and when you've come up with the answer on your own, you'll learn a very important lesson about the hair loss world.]

Last Edited On Aug-16-2009 at 1:14 PM.

10/15/2008 1:50 PM

OverMachoGrande
Regrowth.com Member
0

Registered: Oct 2006
Posts: 6,638
[\[Ignore\]](#)

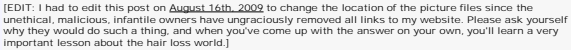
December 6th, 2007

October 15th, 2008



[EDIT: I had to edit this post on [August 16th, 2009](#) to change the location of the picture files since the unethical, malicious, infantile owners have ungraciously removed all links to my website. Please ask yourself why they would do such a thing, and when you've come up with the answer on your own, you'll learn a very important lesson about the hair loss world.]

Registered: Oct 2006
Posts: 6,638
[\[Ignore \]](#)



Registered: Oct 2006
Posts: 6,638
[\[Ignore\]](#)

One other thing I have to say that you guys are just going to have to trust me on.... my hair is actually really really dark brown now. It's the reflection of the light that's giving it the reddish, light brownish hue, UNLIKE BEFORE. It's extremely shiny now and very reflective. Before, my hair looked sorta reddish because it was SUPER thin and DEAD LOOKING, and it didn't have any shine at all. Anyway, take that for what it's worth!

Anyway, this is truly the best that my camera can show. I'm not a professional, nor do I have some sort of "official picture taker" because I'm just AN AMATEUR! lol...

If you can't see the results, I'm sorry. If you *can* see the results, know that if you can see ANYTHING in pictures, real life is much, much more profound. ...And these are profound in real life.

Registered: Mar 2008
Posts: 2,182
[\[Ignore\]](#)


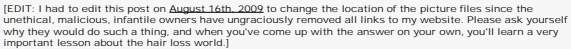
OMG--

Thank :

Thank you SO much for posting these. The difference is huge, and looks great. Your "light brown hair" color pre-treatment was essentially the same as mine, and like you, I have extra dark thick hairs that have formed as a result of LLLT. I can't wait to see you at the year-mark!

Registered: Mar 2008
Posts: 2,182
[\[Ignore\]](#)

Regrowth.com
Member
0



Registered: Oct 2006
Posts: 6,638
[\[Ignore \]](#)



[EDIT: I had to edit this post on [August 16th, 2009](#) to change the location of the picture files since the unethical, malicious, infantile owners have ungraciously removed all links to my website. Please ask yourself why they would do such a thing, and when you've come up with the answer on your own, you'll learn a very important lesson about the hair loss world.]

Last Edited On Aug-16-2009 at 1:17 PM.

10/15/2008 2:04 PM



OverMachoGrande OLD #2:

Regrowth.com
Member
0

Registered: Oct 2006
Posts: 6,638
[\[ignore\]](#)



[EDIT: I had to edit this post on [August 16th, 2009](#) to change the location of the picture files since the unethical, malicious, infantile owners have ungraciously removed all links to my website. Please ask yourself why they would do such a thing, and when you've come up with the answer on your own, you'll learn a very important lesson about the hair loss world.]

Last Edited On Aug-16-2009 at 1:17 PM.

10/15/2008 2:05 PM



OverMachoGrande NEW #2:

Regrowth.com
Member
0

Registered: Oct 2006
Posts: 6,638
[\[ignore\]](#)



[EDIT: I had to edit this post on [August 16th, 2009](#) to change the location of the picture files since the unethical, malicious, infantile owners have ungraciously removed all links to my website. Please ask yourself why they would do such a thing, and when you've come up with the answer on your own, you'll learn a very important lesson about the hair loss world.]

Last Edited On Aug-16-2009 at 1:19 PM.

10/15/2008 2:06 PM

OverMachoGrande OLD #3:

Regrowth.com
Member
0

Registered: Oct 2006
Posts: 6,638
[\[ignore\]](#)



[EDIT: I had to edit this post on [August 16th, 2009](#) to change the location of the picture files since the unethical, malicious, infantile owners have ungraciously removed all links to my website. Please ask yourself why they would do such a thing, and when you've come up with the answer on your own, you'll learn a very important lesson about the hair loss world.]

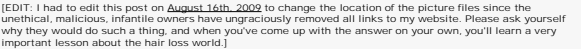
Last Edited On Aug-16-2009 at 1:22 PM.

10/15/2008 2:06 PM

OverMachoGrande NEW #3:

Regrowth.com
Member
0

Registered: Oct 2006
Posts: 6,638
[\[ignore\]](#)



10/15/2008 2:06

Registered: Jul 2008
Posts: 75
[\[ignore \]](#)

Registered: Oct 2006
Posts: 6,638
[\[ignore\]](#)

So, finally, if you don't see the results or you don't think they are profound or you think that there is some sort of trickery involved... I can't help you anymore. I'm just an amateur, and that's the best I can do to show it. Now... again, what anyone new starting this should do (besides NOT being directly under a fluorescent light) is use a good video camera to really really get the depth and feel of the hair. I really think that's the only way to show the true profundity of this.

-O.M.G

Re: Might as well post some 10 month pictures...

Registered: Sep 2008
Posts: 63
[\[ignore \]](#)



Registered: Oct 2006
Posts: 6,638
[\[ignore \]](#)






















Again, before I had thin, lifeless, dead, "balding man's hair", now I DONT! The hairs that I was able to save are completely vibrant now, as you can see by their vertical nature! lol... I really think it's impossible for my temples to come back because I do think the aggressive loss there killed the follicles, but who knows...








































































I'm glad at least a couple of people can see the results! lol... you never know what people are going to think because we ALL are so prone to look at pictures in a "disbelieving" way.

10/15/2008 2:35 PM




































DismembermentPlan hmmm... its maybe 5 % more?? but i dont think its more than that but i think if you can just stop your
Regrowth.com Member hairloss... its a success

Might as well post some 10 month pictures...

0	
Registered: Apr 2008 Posts: 41 [ignore]	
10/15/2008 3:04 PM DismembermentPlan Regrowth.com Member 0	   no.. i dont think its much more than before.. if i look on it properly
Registered: Apr 2008 Posts: 41 [ignore]	
10/15/2008 3:05 PM Goa'uld Regrowth.com Member 	Wow, you can see it as plain as day. Those hairs have thickened up a bunch. I know what you are talking about when you say "balding man's" hair vs "non balding man's" hair. And yours is defintly the latter. Congrats!!
Registered: Mar 2008 Posts: 875 [ignore]	
10/15/2008 3:19 PM Sans Follicles Regrowth.com Member 0	    Very nice results, OMG! As to those "dead" areas, I think you should look into wounding, if you already haven't. Long before I heard of anyone doing it, I discovered it accidentally. I had some cysts on my scalp that I scratched and picked at, and now I have a small stripe of thick, rejuvenated hair right over them. There's something to it, though I think it takes more profound wounding than Scalp Renew to make it happen.
Registered: Sep 2008 Posts: 44 [ignore]	
10/15/2008 3:28 PM sdguy007 Regrowth.com Member 0	  It looks to have thickened a bit and the thinning has definitely not progressed, which is a big plus in itself. Congrats OMG! It might help people see the difference if you take a shower, comb it forward and let it dry like that, kinda like it was in the old pics. No big deal, but if you have the time. How many years ago did your thinning start anyway?
Registered: Aug 2008 Posts: 77 [ignore]	
Time to add some coconut oil for those gray hairs old man. 😊	
Last Edited On Oct-15-2008 at 3:37 PM.	
10/15/2008 3:36 PM calo38 Regrowth.com Member 0	  Hey OMG, congrats on the progress. IMO, the hair quality in the before/after pics looks night and day. I see what you mean about the hair in the before pics having that thin and wispy nature. The after def look much healthier/fuller/stronger. And thanks for having the stones to post your pics, cudso!
Registered: Dec 2006 Posts: 72 [ignore]	
10/15/2008 4:04 PM OverMachoGrande Regrowth.com Member 0	  I don't know what to say, Dismembermentplan... it's clear night and day to me, and I think those pictures -although they don't do a GREAT job showing it- do show it. But, once again, that's what you see so I can't argue with that, and hence the problem with pictures. I wish I had thought of doing VIDEO beforehand because there would be no doubts. That really should be the standard, and I think it would eliminate half of the problems! Pictures just don't show the "depth".
Registered: Oct 2006 Posts: 6,638 [ignore]	
Anyway, sorry you can't see it because that's all I'm ever going to post! lol...	
sdguy007...	
In response to "It might help people see the difference if you take a shower, comb it forward and let it dry like that, kinda like it was in the old pics", that's <i>exactly what I did</i> . I did "exactly" everything like the old pics, and if I did any sort of other styling it would no longer be accurate. I "can't" get those hairs to lay down! lol... That is my hair now, and I can't stress the difference enough!	
Sans Follicles...	
I was one of the original Regrowth wonderers like, I don't know... maybe August 2007 or something?? I only stuck with it for about a month though. I do believe in the merits, it's just I was kind of lazy to do it. Maybe I'll start it again.	
10/15/2008 4:19 PM OverMachoGrande Regrowth.com Member 0	    Yeah... just to reiterate and clarify, and I should have mentioned this before: I took this pictures about an hour after I got out of the shower, so the hair is clean and dry. I brushed my hair in each one like I normally do and have done for years, and it dried normally. NOTHING was different in what I did to my hair. The difference you guys are seeing is "not" a result of the hair drying in a certain way, or anything like that. This is why I've been describing the old hair as "bald man's hair". It's dead looking -and looks like fried straw actually. Now, what's funny is that back then I wouldn't have necessarily described it as that because that was "normal" to me. Now, with the new pictures, the difference is astounding. They are so much thicker, healthier, vibrant, and almost "wet" looking. I don't really need to clarify this anymore because I think they really speak for themselves, but I just wanted to point out that everything was done the same... I just have a different man's head of hair now, and that includes an hour after I get out of the shower, brush it, and let it dry! lol... It's the head of hair I SHOULD have had!
If I didn't take them under fluorescent lights to begin with, you would have seen more detail, too... both with the "emptiness" of the originals and the "fullness" of the new ones. Oh well, let that be a lesson for everyone! lol...	
10/15/2008 4:34 PM jdp710 Regrowth.com Member 0	    Hey OMG I sent you an e-mail. Those are some fantastic pictures. I'll tell all those people who have an untrained eye like DismembermentPlan who think it's only a 5% change. Look at the hair closely. Do you see how somewhere around 1/5th of the hair in the MPB is so thin that it looks like it's on the way out very soon. Well look at the after pics. You'll see that they are all very thick. "THE PICS IN THE AFTER ARE SO THICK THEY ARE ALL STANDING STRAIGHT UP almost like a mohawk!!" And again, look at the before one more time ... it would be impossible to get that much volume without gel!!! The same thing happened to my hair. My hair had "zero" volume that it literally fell over the top of my head. Now it's so thick that it's like the guy on ad from Hair2Go on this forum. Not to mention with the regrowth it is also another huge plus. Anyway, congrats OMG!!! Last Edited On Oct-15-2008 at 6:15 PM.
10/15/2008 6:05 PM realsong777 Regrowth.com Member	  I think now all has been said... this is evidently working... thanks so much for the pics





<div></div> <div>Registered: Aug 2008 Posts: 11 [ignore] 10/15/2008 6:27 PM creep Regrowth.com Member</div> <div></div>	<div></div> <div>Great job OMG. Looking good.</div> <div></div>
<div>Registered: May 2007 Posts: 839 [ignore] 10/15/2008 6:32 PM Jacob Regrowth.com Member</div> <div></div>	<div></div> <div>Topplik</div> <div></div>
<div>Registered: Nov 2001 Posts: 7,997 [ignore] 10/15/2008 7:31 PM Jacob Regrowth.com Member</div> <div></div>	<div></div> <div>Before you pull all that hair out and/or type a book on my response..I was JOKING  I didn't really notice anything until the second set of pictures. Hair thickness has increased...looks fuller.</div> <div></div>
<div>Registered: Nov 2001 Posts: 7,997 [ignore] 10/15/2008 7:42 PM guy_incognito Regrowth.com Member</div> <div></div>	<div></div> <div>Thanks for posting OMG! The difference is night and day, no doubt. The hair was totally flat before the laser, now it has volume. It is also considerably thicker and shinier. It looks very healthy! I think people have to appreciate that the longer hair in the before photos provides a lot more coverage than the shorter hair in the after photo. Firstly, it's longer so it overlaps. Secondly, it sits totally flat. Wearing your hair "up" shows more scalp. Despite these two issues though, the coverage from the shorter hair in the after photos is BETTER than the longer hair in the before photos. More scalp is seen, but the scalp that is seen is covered with a blur of thickened hair. I'm sure if OMG grew it out a bit more and added some concealer / products it would be a very decent head of hair. Thanks again OMG</div> <div></div>
<div>10/15/2008 7:49 PM rosariorose9 Regrowth.com Member</div> <div></div>	<div></div> <div>Definite improvement in color, density and thickness. Wow!!!</div> <div></div>
<div>Registered: Apr 2008 Posts: 420 [ignore] 10/15/2008 8:15 PM J-Harsh80 Regrowth.com Member</div> <div></div>	<div></div> <div>Nice OMG! I was going to ask you what those red marks were along your hairline but I read on and saw you had a transplant. I didn't know that. You have a handful of "whites" but no one can even tell under normal lighting unless they are picking through your hair like a chimp! I'm not sure those are caused by stress though because I got a few of those along my hairline using minoxidil. I think maybe some hairs just grow back that way (??) That's VERY encouraging for me because I have all my hair still and hopefully I can just thicken it up. Don't dwell too much about what you could have done, or wish could of happened with your hair. Just like anything else it is unhealthy and hind sight is 20/20. You must feel great though now knowing that you came across this "savior" all on your own. Did you ever have it done professionally, or did you just get one of those laser brushes and get the idea to make a helmet?</div> <div></div>
<div>Registered: Dec 2006 Posts: 215 [ignore] 10/15/2008 10:28 PM BaldAndTheBeautifull Regrowth.com Member</div> <div></div>	<div></div> <div>OK something fucked up my posting because i didnt write that</div> <div></div>
<div>Registered: Oct 2008 Posts: 470 [ignore] 10/15/2008 11:55 PM chuckp Regrowth.com Member</div> <div></div>	<div></div> <div>Awesome OMG Take those pictures and Bitch slap Feller!</div> <div></div>
<div>Registered: Dec 2007 Posts: 308 [ignore] 10/15/2008 11:59 PM BaldAndTheBeautifull Regrowth.com Member</div> <div></div>	<div></div> <div>I see you keep what you have, the springy hair stands up and kindof blocks the skin behind it more better, but you dont have any noticable new hairs at all, i was really looking closely here. Lasers stop the hairloss, thats a very good thing!!! Do you use any Mino, Finestiaride, Du or Flut? in combination? How many times a week do you use the laser and for how long?</div> <div></div>
<div>Registered: Oct 2008 Posts: 470 [ignore] 10/16/2008 12:02 AM collo_miami Regrowth.com Member</div> <div></div>	<div></div> <div>WOW man....those photos are officially kicking my helmet project into HIGH GEAR!!!!</div> <div></div>
<div>Registered: Apr 2007</div>	

Might as well post some 10 month pictures...

Posts: 993 [ignore] 10/16/2008 12:44 AM thSman Regrowth.com Member 0	 Respect to the Big man for posting them.Enough said who can argue with them. Spurred me on to take some pics myself and post em.	 
Registered: Feb 2007 Posts: 359 [ignore] 10/16/2008 12:52 AM Messmorph Regrowth.com Member 0	 I am a laser supporter. I will be posting updated pics shortly. More to the point at first I would say I saw a 5% difference too. But looking again yes there is a difference in the thickness and strength of the hair.	 
Registered: Feb 2008 Posts: 119 [ignore] 10/16/2008 1:27 AM BaldAndTheBeautiful Regrowth.com Member 	 QUOTE:"...More to the point at first I would say I saw a 5% difference too. But looking again yes there is a difference in the thickness and strength of the hair..." Thats more then you can say of any topics on the market right now.	 
Registered: Oct 2008 Posts: 470 [ignore] 10/16/2008 4:59 AM painaglide Regrowth.com Member 0	 OMG: Wow! You can definitely see that the texture and thickness has improved quite a bit. Congratulations! The individual strands look more youthful. In the last photo it looks like you have regrown a nice amount of hair. If you remember, I am the guy that also had my transplant surgeries at MHR with Dr. Marko. Looks like you are preserving his work nicely. I had a second procedure which really thickened the frontal areas! Now I have to really get off my butt and build a good laser helmet!!!	 
Registered: Oct 2007 Posts: 195 [ignore] 10/16/2008 8:50 AM Arsenal Regrowth.com Member 0	 Dang man, it takes baltz to post pics. Thanks for sharing. I'm with (most) of the others in seeing a big improvement. The funny thing about improvements is that the person experiencing them notices all of the minute details. You can feel the texture change in your own hair and how much better your scalp feels. Those are intagibles that pics can't display very well.	 
Registered: Oct 2007 Posts: 41 [ignore] 10/16/2008 9:32 AM DismembermentPlan Regrowth.com Member 0	 Seeing even the smallest sign of improvement after years of aggressive loss and years of using products that don't live up to the hype has got to make you feel good. Hell, it made you feel so good, you couldn't keep it in and made it comprehensive website about it! I think a lot of folks appreciate it and though I haven't built myself a helmet yet, the work you put into your site and the others who have contributed make me feel as though it's an easy feat. hmmm.. ok i think there is a little regrowth. But its not that much then i expect.. BUT its great to regrowth hair, doesnt matter how many AND if you just can hold your hairs with a laser helmet and you have no loss anymore.. its also great!! one more question..... how long havent hairs on these spots?? cause i have lost, was in the last 2- 3 Years... before there was nothing	 
Registered: Apr 2008 Posts: 41 [ignore] 10/16/2008 9:47 AM glaxcom Regrowth.com Member 0	 Way to man up there OMG and put your money, uh, i mean pictures, where your mouth is for the naysayers. Now i'm really chomping at the bit for those lasers to come in.	 
Registered: Dec 2006 Posts: 255 [ignore] 10/16/2008 10:17 AM thastemples Regrowth.com Member 0	 Is there a thread where creep were to post his before/after results?	 
Registered: Sep 2008 Posts: 168 [ignore] 10/16/2008 11:42 AM jdp710 Regrowth.com Member 0	 	 
Registered: Apr 2008 Posts: 2,279 [ignore] 10/16/2008 11:49 AM DismembermentPlan Regrowth.com Member 0	 I think OMG's last picture really does show it the best for all those that have an untrained eye. Also, don't forget that his hair is "a lot" shorter in the after. Once his hair gets longer in the after you'll see an even bigger change. its hard to say cause the length is different	 
Registered: Apr 2008 Posts: 41 [ignore] 10/16/2008 12:47 PM amsch Regrowth.com Member 0	 OMG: It seems that you have maintained well, but to be honest, i can't see much difference in your before after pics. Especially if you consider that you where holding your hair in the before pics which always makes them look thinner/less. (iAm talking about the last pic especially) I would have expected a bit more as you were talking about an "amazing success" =/. Don't take it negatively though, i know how hard it is to show some success with pics only.	 
Registered: Apr 2008		

Posts: 415
[[Ignore](#)]

Last Edited On Oct-16-2008 at 1:20 PM.

10/16/2008 1:13 PM    

OverMachoGrande
Regrowth.com Member

Registered: Oct 2006
Posts: 6,638
[[Ignore](#)]

Come on... what's the FIRST THING people usually say when they are looking at "after" pictures?? "The hair is longer so it's covering more scalp" lol.





See, you guys are turning this into another "no win" type of thing when it's clearly a "win"! If I had hair that wasn't shorter, you SAME PEOPLE instead would be looking for how my hair must be just covering my scalp more, without seeing what it's truly right in front of your face.

Anyway, you peeps can assign all the "5% or whatever amount you want (and it's way more than that, but I digress)-that's fine and all, but what I want you guys to see is how my hair is completely different! The originals were TEN MONTHS AGO. That's almost a year and why I have a feeling if most people NOT doing lasers took 10 months before and after pictures, you would have lost ground, not gained it... and certainly no changed your hair texture to be more youthful, vibrant, and thicker!

This is a victory. Those bald patches have more-than-likely completely dead follicles and aren't coming back except with a transplant, and I new that already and I've been telling you guys that forever. But what I've experienced is a TOTAL VICTORY because I've stopped my hair loss. How? With lasers! ...You know, the thing that allegedly "CANT WORK" because there is 'no such phenomenon'! LMAO....

Anyway, I'm glad most of you can see it! ...And I freaking HATE this thread with these pictures, which is why I haven't been responding much. I really hate seeing these pictures like this and I'm trying to avoid this thread, even if they do show clear regrowth and texture change! lol...

-O.M.G.

10/16/2008 1:29 PM    






OverMachoGrande
Regrowth.com Member

Registered: Oct 2006
Posts: 6,638
[[Ignore](#)]

Amsch...

Don't know what to tell you, man. This "is" amazing success. Sorry you either can't see it, or have unrealistic expectations. Either way, I don't have time to figure it out.


-O.M.G.

10/16/2008 1:30 PM     

jdj710
Regrowth.com Member





Hey, don't worry about it OMG. The rest of us can see it! I think another way of seeing the regrowth and thicker hair is to take a step back from the monitor and you'll see how it will become a lot clearer.

Here's an image that clearly shows how thick and how much regrowth occurred. I dunno why you other guys can't see it.



and again, I've said it before but it's important to say again. Seeing this on a computer screen is one thing. Seeing this in real life is 1000 times better ... at least for my regrowth it is.

Last Edited On Oct-16-2008 at 2:03 PM.






10/16/2008 1:54 PM    

OverMachoGrande
Regrowth.com Member

Registered: Oct 2006
Posts: 6,638
[[Ignore](#)]

...and if my hair was longer, it would cover up SO MUCH MORE! lol... By the way, to say it again, my hair is probably LESS THAN an inch shorter than it was. It's still equally as vertical with that extra inch, too. It's a little out-of-control, actually, but I LOVE IT.

But you had to pick the one with that gray hair poking right up, didn't you? ☹

10/16/2008 1:58 PM     

amsch
Regrowth.com Member





Registered: Apr 2008
Posts: 2,279
[[Ignore](#)]

@jdj: "Seeing this in real life is 1000 times better" If you had read my post you would have understood that this was EXACTLY what I was talking about.

But you get me wrong once again, OMG. Just like "If you can't see it I'm sorry for you".

btw, how many diodes are you using now?

Last Edited On Oct-16-2008 at 2:23 PM.

10/16/2008 2:18 PM    





jdj710
Regrowth.com Member

Registered: Apr 2008
Posts: 2,279
[[Ignore](#)]

Yeah, I know amsch, I'm actually referring to DismembermentPlan and all the other people that have posted on the four forums that said they couldn't see a difference in mine.

edited: Oh, I'm using the equivalent of 430 diodes and it's way better than 201 diodes

Last Edited On Oct-16-2008 at 2:28 PM.

10/16/2008 2:22 PM    

sonic74
Regrowth.com Member





Registered: Jun 2008
Posts: 90
[[Ignore](#)]

Ht OMG, don't worry man it's a great success....under those "unforgiving" lights and with so short hair !!!

It's so brave from you to post those pictures !!!

I saw the pictures that you posted the last time with longer hair and i can tell that is incredible results !!!





Congrats man, and thanks for sharing

10/16/2008 2:30 PM    

woclin
Regrowth.com Member

Registered: Dec 2007
Posts: 188
[[Ignore](#)]

OMG, I see a difference for sure, thicker and fuller. A great difference looking at the smaller pics too. All this in 10 months. WOO. cant wait to start my laser treatment.

10/16/2008 2:33 PM    

OverMachoGrande
Regrowth.com Member

Registered: Oct 2006
Posts: 6,638
[[Ignore](#)]

Amsch... No, don't worry! We're good! I'm not taking it personally! I've said it a million times... it's sometimes even hard to see results on 1000 graft hair transplants with pictures! ALL PICTURES. SUCK. Until we all have high-def video cameras, that's the best we can do, though.

I've submitted pictures which -once you really understand how to look at them (taking your own helps)- I feel show clear success, especially for a 35 year old that has had very little headway (ZERO if you take away Zix) against hair loss over more than a decade of fighting a losing battle, in 10 months -an EON of time for hairloss- I've not only regrown a little bit, but I have CEASED my hair loss and radically changed my hair to the hair of a youngster!

By the way, the placement of my fingers have NOTHING to do with it, so maybe I will bust your ass a little on that part. If you look closer you can clearly tell that.

Sonic74....

Yeah, dude... I am so "baked" under those lights! When my hair is long, it's even better than it was when I just snapped a picture when I got out of bed that morning. I'm SO PISSED I cut it this short! I was SO CLOSE to a "Joey Lawrence" haircut! lol...

Might as well post some 10 month pictures...

10/16/2008 2:56 PM

OverMachoGrande

Regrowth.com Member

0

Registered: Oct 2006
Posts: 6,638
[\[ignore\]](#)

10/16/2008 3:19 PM

whovian

Regrowth.com Member

0

Registered: Jul 2007
Posts: 874
[\[ignore\]](#)

10/16/2008 3:20 PM

JHarsh80

Regrowth.com Member

0

Registered: Dec 2006
Posts: 215
[\[ignore\]](#)

10/16/2008 3:49 PM

OverMachoGrande

Regrowth.com Member

0

Registered: Oct 2006
Posts: 6,638
[\[ignore\]](#)

10/16/2008 4:01 PM

Sans Follicles

Regrowth.com Member

0

Registered: Sep 2008
Posts: 44
[\[ignore\]](#)

10/16/2008 4:52 PM

OverMachoGrande

Regrowth.com Member

0

Registered: Oct 2006
Posts: 6,638
[\[ignore\]](#)

10/16/2008 5:54 PM

Sans Follicles

Regrowth.com Member

0

Registered: Sep 2008
Posts: 44
[\[ignore\]](#)

That's why I need a Flowbee. But anyway, I'm glad I fucked up and cut it this short because that's the only reason I took this set of pictures. Believe me... I don't EVER intend to have it this short or as short in the original pictures again! Any other pictures I take from now on will have MUCH LONGER HAIR!

I probably wouldn't have posted any more if I didn't cut it this short because the outcry would have been "but your hair is longer so it's covering more of the scalp!"

Anyway, I hope everyone "gets it" with the fact that this is 10 months time, so even if someone was using some product with some sort of "take" benefit (like from a hair thickener or something) it would have shown a LOSS over that long of a time period, not the same or a gain!

Guys, seriously, I hate this thread so I might not post in it any more. I can't stand looking at myself like that! lol...

-O.M.G.

Wookin...

If your lasers are on that second group buy... DON'T HOLD YOUR BREATH! lol... I'm still waiting for 40 of them, 38 of which I might put on the helmet. I have totally forgotten what the total will bring me to, though (Amsch). I'll have to recount or check my old posts or something.

OMG,

Do you have any idea how many grafts you would want if you could do another transplant?

OMG,

I cannot believe this man. I was about 20 bristles away from finishing the helmet, so I went to try it on and it has had this "conehead" shape that I thought would go down once it was on my head- the bristles weren't even touching mead there. So being the compulsive person I am I try and make it fit by cutting it down the middle. Needless to say it is ruined now and I have to start from scratch. If I had a cat I'd kick it.

JHarsh80...

I've technically got like 10 cats with all the strays, so you can kick one of them!

BUT WAIT!!! Before you do anything rash... you flipped it inside out, right? And also, this is more important: you do remember that those diodes actually weigh a good bit, right? The cone actually works in your favor because it helps disperse the weight down to the sides more! I had a cone, too, but the diodes push it down, and it actually causes the diodes to probably be "lighter" (resisting gravity a bit).

Also, I feel that it's "broken in" a little, too, now that I've used it a lot. I think I remember that in the very beginning maybe some of the top middle brush bristles were a tad bit off of the scalp, but they are NOT anymore!

So, all of that means you are probably fine! Don't kick the cat unless you have to!

Whovian...

That's a damn good question, and I honestly don't have any idea at all. I'll probably get one sometime next year so I'll let you know. Dr. Marcko is in Charlotte, and that's many hours from here, and I want to go to the same guy even for just a consultation. At the time I got it, I thought "1200" was a lot because it filled in MASSIVE AMOUNTS of my barren temples. After hearing some of these other guys that get 2000, 3000, and on up though, I'm slightly confused (and I do wonder if they aren't getting hosed a bit).

I love that avatar, by the way!

Re: Might as well post some 10 month pictures...

OMG,

I mentioned earlier in this thread that I have experienced a natural "wounding" type effect. I'd like to get your thoughts on it.

<http://img222.imageshack.us/img222/533/woundingep1.jpg>

That photograph is an extreme closeup of the affected area. The black block was provided in order to avoid turning anyone's stomach, since it's still healing. Basically, I've been having to dig these bony cysts from my scalp for the past few years. They've been creeping toward the area formerly known as my hairline. But you can clearly see that the hair over the old sites (up and to the left of the block), which were mangled beyond recognition as I pried those b*stards out, has been somehow revitalized.

It is this effect that leads me to believe that there's something to this wounding thing, and that it isn't necessarily vital to use any of the Follica chemicals. The only thing that ever touched that area was minoxidil.

In any case, if I could figure it out, I would do it to my entire scalp, scar tissue be damned. There is some inflammation in that picture, but it's probably partially due to the fact that I needed last night. But then again, it could be chronic. This is the first time I've seen it that close-up.

Last Edited On Oct-16-2008 at 4:55 PM.

Sans Follicles...

Yeah, I see what you are talking about with that cabbage patch of revitalized hair! Wow... that's interesting. There is "definitely" something to the wounding -that's obviously been proven in labs (and on your head)- but since you've had clear results with the "digging" thing, I'm wondering in your case if you should be doing MORE damage. It seems like prying the cysts out would be doing more than needing.

Lord knows, I have no idea what I'm talking about though! lol... But man, I really think all those vellous hairs could be salvageable with lasers. It might take a long time to do the necessary healing, but I'd KILL to have those in my "bald patches".

Keep us posted about that, though! That's really interesting!

-O.M.G.

Last Edited On Oct-16-2008 at 5:54 PM.

You're absolutely right about the extent of the damage. When I dig these things out, it leaves a pit that takes a while to heal. It goes all the way down to the follicle level. This I know, because usually the cyst has a hair growing out of it even though it's hard like bone. As an aside, I HOPE that isn't calcified demodex colonies I've been digging out. Neither I nor my dermatologist has been able to identify what is causing them, and with all this demodex talk, I have a nagging feeling they may be involved somehow. I'm tempted to put one under a microscope and have a look, but I'm uneasy about that. ☹

In any case, the damage is profound. I have just been hoping that needling and scratching might give me similar results, without having to cut chunks out of my noggin. Make no mistake, though. If I thought it would work, I would do it!

The noteworthy thing about it, though, is that these cysts are relatively huge and seem to form around the affected follicle. For a diameter of a few millimeters, the skin is DESTROYED when I remove one. And yet, the places where they've healed is the thickest area of hair growth in my balding zone. That has to mean something. I am convinced that the cure lurks somewhere in my weird little scalp.

I appreciate you saying that about the vellus hairs--that is encouraging. To bring those back to life has been my great hope, and that's why I built my Laser Obama. I've been using it for about 3 weeks now. If it has half the effect on those vellus hairs as your treatments have had on your hair, I will be thrilled.

Last Edited On Oct-16-2008 at 6:31 PM.

how much time does follicles stay alive??????

keep and thicken this? Would be an amazing victory.

does look thicker.

□ □ □



BUT W

push it down, and it actually causes the diodes to probably be "lighter" (resisting gravity a bit).

Also, I feel that it's "broken in" a little, too, now that I've used it a lot. I think I remember that in the very beginning maybe some of the top middle brush bristles were a tad bit off of the scalp, but they are NOT anymore!

So, all of that means you are probably fine! Don't kick the cat unless you have to!

Thats good to know for nextme, but I already made another one and I'm I'm passed where I was at before. Somehow I messed up the 3mm eyelet part, so I'm about to get some more foam right now. My cone wasn't in the back though right over the crown and like you said the bristles weren't even touching my head. I think maybe it was because I wore a beanie last time that has that part in the back that sticks up from the way it's seamed. This time I used towels, took my time, and it looks a lot better.

Good to know about the heaviness too. I didn't use as many bristles as it looks like you did. My holes aren't perfectly lined up so overall I have 1 bristle for every two holes in general. In some spots it's more, but I tried to space them about 1/2 inch apart. It seems like more than enough but I can always add more if I need to.

I tried using a drill btw and the punch works much better. I kept getting paranoid that the hammering was gonna piss off my neighbors- especially when I had to do it TWICE! I actually super glued little 6mm foam circles to the top of the punch to blunt the noise lol.

the area we are concerned with).

You know... I think I've pretty much gotten all of those "foam holes" that I pounded out and that went all over the place. I haven't seen one in a few weeks! I'm sure there are some behind the fridge... but that is not my problem! lol...

-O.M.G.







Registered: May 2007
Posts: 839
[\[ignore \]](#)

Registered: May 2007
Posts: 839
[\[ignore \]](#)

Those 'bony cysts' creeping towards your hairline sound a lot like the eruptions I suffered. Good news is that once they were over is I started seeing regrowth.

Still hoping to get to the 4 year update. I'm inspired by the pictures and will try and post some. I don't have the same camera and my hair is past my shoulders now (compared to the short hair I had at the time of the first pictures), but I'll see what I can do.

Last Edited On Oct-17-2008 at 5:32 PM.

<div>10/17/2008</div> <div>5:25 PM</div> <div>BaldAndTheBeautifull</div> <div>Regrowth.com Member</div> <div></div> <div>Registered: Oct 2008 Posts: 470 [ignore]</div>	<div>Just a thought here,</div> <div>I used to wax my mustache a lot (due to ingrown hairs if I shaved them, ewew...dont ask). -- The first time I waxed my whole upper lip busted with inflammation, the next day I lasted a week until I finally decided to by a bottle of red whine and drink myself into the comfort zone because of all the stress. -- The next day the inflammation of the follicles was GONE. GONE!!! no whiteheads puss or whatever. (drank the whole bottle here). Is it the domodex parasite just nesting into the fress wounds and partying???? And how did red wine (or was it the alcohol intake) solve it?</div>
<div>10/18/2008</div> <div>4:35 AM</div> <div>Sans Follicles</div> <div>Regrowth.com Member</div> <div></div> <div>Registered: Sep 2008 Posts: 44 [ignore]</div>	<div>Creep,</div> <div>Really? I am fascinated. Is your story posted here somewhere? If there are some similarities between your eruptions and my cysts, I would be eager to hear more about it. I have been completely stymied by this for years.</div>
<div>10/18/2008</div> <div>7:37 AM</div> <div>DismembermentPlan</div> <div>Regrowth.com Member</div> <div></div> <div>Registered: Apr 2008 Posts: 41 [ignore]</div>	<div>are this little thin hais regrowth?</div>
<div>10/18/2008</div> <div>9:10 AM</div> <div>creeep</div> <div>Regrowth.com Member</div> <div></div> <div>Registered: May 2007 Posts: 839 [ignore]</div>	<div>Sans Follicles,</div> <div>Click the magnifying glass at the bottom of my posts. This will take you to my post history and you can start there.</div> <div>I've been onto parasites like demodex and fungus for about four years, but I've just started to look into calcium forming organisms (nanobacteria that builds calcium phosphate shells to protect themselves from the immune system.</div>
<div>10/18/2008</div> <div>7:09 PM</div> <div>AlleyWays</div> <div>Regrowth.com Member</div> <div></div> <div>Registered: Jun 2008 Posts: 59 [ignore]</div>	<div>OMG I have to say that when you consider this is at ten months AND you took some time to "perfect" the treatment, the results are out-fing-standing. I can only imagine where you will be in another year of continued use. I think too many people are looking for something magic to happen, yet all treatments require long term use and ongoing maintenance and you are only at the beginning of the process. Continued success.</div>
<div>10/20/2008</div> <div>9:39 AM</div> <div>arnisch</div> <div>Regrowth.com Member</div> <div></div> <div>Registered: Apr 2008 Posts: 415 [ignore]</div>	<div>hey ong, could you reupload those pics?</div>
<div>11/5/2008</div> <div>6:17 PM</div> <div>OverMachoGrande</div> <div>Regrowth.com Member</div> <div></div> <div>Registered: Oct 2006 Posts: 6,638 [ignore]</div>	<div>No... they'll come back automatically when GoDaddy fixes their damn hosting problem. Half of my myspace page is big red 'x's' in a box, too, dammit!</div> <div>So yes, this would mean that thSman's recent pictures are temporarily gone, Rosario's lasermox modifications are gone, and chore boy's pics are gone also. They "should" be back, though... at least that's what they are telling me.</div> <div>If not... I'll be pissed. There isn't much I can do but wait right now.</div>
<div>11/5/2008</div> <div>6:32 PM</div> <div>Jacob</div> <div>Regrowth.com Member</div> <div></div> <div>Registered: Nov 2001 Posts: 7,997 [ignore]</div>	<div>Hmmmm...some hair laser company beaming your sites to death??</div>
<div>11/5/2008</div> <div>6:36 PM</div> <div>OverMachoGrande</div> <div>Regrowth.com Member</div> <div></div> <div>Registered: Oct 2006 Posts: 6,638 [ignore]</div>	<div>That crossed my mind. So did the fact that any legal action against me would first have to go through GoDaddy since I'm unlisted. That's why I called them to find out exactly what was going on! lol...</div> <div>About the second part and the "legal action"... yeah, it sounds stupid, but don't forget that this hair loss industry is full of bigger thugs than the entire Chicago political scene.</div>
<div>11/5/2008</div> <div>6:44 PM</div> <div>chore boy</div> <div>Regrowth.com Member</div> <div></div> <div>Registered: Jun 2007 Posts: 3,319 [ignore]</div>	<div>Chore Boy's pics?</div>
<div>11/5/2008</div> <div>7:02 PM</div> <div>chore boy</div> <div>Regrowth.com Member</div> <div></div> <div>Registered: Jun 2007 Posts: 3,319 [ignore]</div>	<div>Surely you're not toting full-face pics?</div>

Might as well post some 10 month pictures...

Registered: Jun 2007 Posts: 3,319 [ignore]	<div><div></div><div></div><div></div></div>	
11/5/2008 7:03 PM	<div><div></div><div></div><div></div></div>	The pictures you asked me to post of you right after your transplant. Those have disappeared into the aether.
OverMachoGrande Regrowth.com Member		
Registered: Oct 2006 Posts: 6,638 [ignore]	<div><div></div><div></div><div></div><div></div></div>	
11/5/2008 7:33 PM	<div><div></div><div></div><div></div><div></div></div>	Great results OMG! Very inspirational. I noticed a comment you made, hopefully I'm reading it right...
still_searching Regrowth.com Member		"Had I had never tried Rogaine Foam, I wouldn't have quite so many dead patches!"
Registered: Aug 2007 Posts: 51 [ignore]		maybe you've said this before, but are you saying Rogaine worsened your hair? I'm 23 and trying EVERYTHING to keep my hair. Propecia, custom laser helmet (thanks btw), switching daily between Nizoral/Nioxin shampoo, and of course Rogaine 5% topical. Should I discontinue my Rogaine in your opinion?
		I go in for my 2nd AND LAST transplant this month. It will be an additional 1500 grafts to my original 1300 in my hairline. That is the only area me and my doctor are concerned with (Dr. Zeiring, West Hollywood, CA). I WILL NOT do any more transplants to the hairline. We agreed to fill it in straight across this time.
		So if possible, could you give me some of your insight on the rogaine? I use it at my crown 2x a day to avoid any possible thinning which my cause for another transplant. Looking at the family tree, I'm due back for operation in 5 yrs.
11/5/2008 11:51 PM	<div><div></div><div></div></div>	
still_searching Regrowth.com Member		one more thing, look how thick your hair shafts are compared to last year. Thats insane. I just started with my helmet and my entire top is pretty well covered with hair at the moment but all the hair is thin like yours was last year. I can only hope my hair will thicken up like yours did in the next year.
Registered: Aug 2007 Posts: 51 [ignore]		
11/6/2008 12:06 AM	<div><div></div><div></div></div>	
nidhogge Regrowth.com Member		LOL Graeme Australia = Cowpatswork I bet, with his mighty 2 posts. Get the hell off the board ya shill.
		Graeme also has no damned clue what he's talking about.
Registered: Mar 2008 Posts: 2,182 [ignore]		
11/6/2008 10:30 AM	<div><div></div><div></div><div></div></div>	
OverMachoGrande Regrowth.com Member		I deleted Graeme Australia's post because frankly that's not the feedback I or anyone that posts pictures that show clear improvement are looking for when we have the guts to post them. Plus, the whole "shave your head, it's the only thing that works" is a bit contrarian to the purpose of a HAIR LOSS FORUM. Man, Graeme, I remember you being a little cooler than that. That surprised me. Anyway, you know where the door is if you want to shave your head and give up. Oh, and "cowpatswork" is banned. You just don't pop on the board with your first posts and insult someone like that, DICKHEAD. This isn't HLT or HLK, little man, so you don't get to be an asshole until you earn it.
Registered: Oct 2006 Posts: 6,638 [ignore]		I'm actually going to make an effort to delete comments like that when ANYONE posts pictures, so if I miss them, let me know. The qualification is this: If it's "discouraging", it's gone. It's as simple as that.
		Still Searching...
		Yeah, man... it's such an OBVIOUS thickening! It's crazy, and that's why I wish I had this five years ago because I would have kept my hair! Literally, my hair in the MPB zones hasn't been this thick since I was a kid.
		I suspect that almost everyone would get results like that, too. That's what lasers do best... they "fix" your hair and thicken it!
		Ok, about Rogaine: you know, I should really write a blog about my experiences with Rogaine Foam because I am NOT ALONE. I think Lakers here also had the same experience. I really do think it KILLED my hair, and I will argue with anyone that tells me otherwise because I've had many, many years of experience with a multitude of products, so I know what minox does to my head.
		But look... Rogaine "does" work for some people. So, if it works for you, stick with it! Here is the rule of thumb: If you've used it for at least a few months and your hair has gotten much thinner, is horribly greasy, is in one giant shed cycle, and all-around looks worse because of it... DUMP IT. If you are sitting there looking in the mirror saying "Ok, well maybe NEXT MONTH is the month that this stuff will start working for me, and my hair will fill in and everything will look great"... it will never happen, so drop it! You'll be stuck with horrible, greasy, thin hair, always hoping that one day that will change... AND IT NEVER WILL! lol... I wish someone had said that to me years ago because it would have saved me a lot of trouble.
		I think with some of us, minox just reacts horribly with our hair. I honestly think that the reason is because it's too strong for us, and -even though I refuse to test this hypothesis- I think 2% would actually be much more effective. Actually, I think .5% would be much more effective!
		But like I said, hey... it works GREAT with some people! If it works for you, fantastic! Keep using it, and it could only be a good thing to use lasers, minox, and propecia together if they are all effective on their own.
		-O.M.G.
11/6/2008 11:04 AM	<div><div></div><div></div><div></div><div></div></div>	
Graeme Australia Regrowth.com Member		look you right, what I said was not very cool at all, and I understand why you delete my comment.
		But I do believe in what I said, I just think that when your hair gets to a stage that there is not much you can with it, the best thing to do is cut it short.
Registered: Apr 2005 Posts: 145 [ignore]		Every women will tell you it's the best thing to do, it's not a good look when your hair is thin and its long.
		Look, I don't like to be rude, but it's what I believe in my heart is the best thing to do instead of looking to think how can I get my hair back.
		sorry again Graeme
11/7/2008 2:05 AM	<div><div></div><div></div></div>	
Graeme Australia Regrowth.com Member		nidhogge you might think I don't know what I'm on about, and you might be right,
		but I have been using Fin and Minox since 1999 and have had a great result with just that!. Not all the other rubbish that people waste there money on in hope of stopping there hairloss.
Registered: Apr 2005 Posts: 145 [ignore]		95% of things are scams in hairloss, it just takes you time to work it out.
		King Regards Graeme
11/7/2008 2:13 AM	<div><div></div><div></div></div>	
pimpin_hair Regrowth.com Member		OMG, have you been using the same shampoo ?
Registered: Jul 2008 Posts: 130 [ignore]		
11/7/2008 2:33 AM	<div><div></div><div></div></div>	
OverMachoGrande Regrowth.com Member		Pimpin_Hair...
		I've been using both Revita shampoo and Longview Farms Emu Oil shampoo for over two years now (and the emu alone for a year or two before that) alternating them both whenever I see fit, but usually I'll use Revita in the AM and Emu in the PM. So yes... I've been using the same shampoo for a LONG TIME!
Registered: Oct 2006 Posts: 6,638		I don't contribute any success to shampoos at all, though... I'd been using that combo for 6-8 months when I

[\[ignore\]](#)

11/7/2008 5:32 AM
Gimme Poontang
Regrowth.com Member

Registered: Jul 2005
Posts: 177
[\[ignore\]](#)

11/7/2008 10:26 AM
OverMachoGrande
Regrowth.com Member

Registered: Oct 2006
Posts: 6,636
[\[ignore\]](#)

was going through the WORST part of hair loss fight, too! I think they nearly have the power to give you a better "hair day" -and perhaps they can be antifungals as well (Nizoral)- but and that's it, and I know I'm in disagreement with a lot of people here about that.

Oops! That last reply didn't post right...

It is kinda hard to tell because of the difference in length of hair plus the hair is "styled" differently in the after pics... I do know from experience that longer hair does help to cover up better but only til it reaches a certain length -- after which the longer hair looks limp and less full. That's been *my* experience anyway. Which is why I get a haircut every six or seven months, LOL!

I don't get how you some of you guys can possibly say that it's "hard to tell", but I'm not going to try to to understand that! lol... This is so obvious it's not even funny! It's styled EXACTLY the same way... the hair is BEHAVING A DIFFERENT WAY!. That's a big point that you need to understand!

I even waited the exact same amount of time after the shower (1 hour), brushed it the same way, cut it with the same measurements (although it ended up slightly shorter because of my modified clipper thing). You guys do realize that it's only about 1/4 to 1/2 inch shorter, right? It's not like it's 2 inches shorter or anything... it's really close. And yeah, shorter hair hides LESS, so I'm way more exposed that I would be if it was longer.

Plus, when it's longer -like even when it's twice as long as it is now- it STILL wants to stand up and be "alive" like that! It's gravity defying... which, yes, makes it a bitch to neaten up sometimes, but that's sort of a problem that a [formerly] balding guy *wants to have!* Am I right?!

But yeah, you are right that if my hair was longer -or even the same length (which it probably is right now), it would look even more full up until it got about five inches long or so. My "flowbee goal" is to keep it at about 4 or 4 1/2 inches on top, because I think that will be the optimal length. And that's the great thing about the Flowbees... I can do that!

Anyway, y'all stop posting on this damn thread! lol... I'm sick of it being bumped up because even though my hair looks much better (and radically different) than it used to, I still hate seeing those pictures!

I'm glad most people can right away see the difference and say "DAY-UMN!", though. It's exactly how I've been saying it was for six months now... radically thicker, more vibrant, much shinier and younger looking, and a little regrowth, but definitely a complete halt to any further loss. People's jaw drop that know me and have seen the difference in person ...And I don't expect to lose any more at all being that my hair quality has reverted back to this pre-balding state.

MOST EVERY ONE OF YOU (the success rate is phenomenal) can have this same experience, you know... and for the life of me, I can't figure out why all you guys aren't approaching the one-year mark like I am. I made it really obvious what I was doing and what my intentions were since June 2007! All you guys were observing and taking part in the same conversations and data/studies/proof that I was seeing and finding... it's not like it was a secret!

How come I came up with a different decision to spring into action than you guys did??? I'm not any smarter or less jaded than any other person in here, even though you guys are making me seem that way! GUYS... THE EVIDENCE IS IN FRONT OF YOUR FACE. I'm at the point where I'm really feeling that if you AREN'T using lasers like this, then you aren't really concerned with fighting for you hair. That's the "only" conclusion I can come up with... you don't have the motivation to keep your hair like I do. That's the difference.

That's fine if you are only somewhat concerned about it, but I'm not here for fun (well, ok, I am a little bit), I'm here so I don't have to lose any more hair and be like my grandfather... And now that isn't going to happen because I BEAT THIS.

So, back to history, in December 2007 I finally put together my device and started using it, and only Jdp710 really sprung into action at the same time with a similar design. You know, Jdp710... the guy that ALSO had great results.

I'm glad that a lot of you are starting to do it NOW, but come one... NO ONE has really had great results until this laser stuff, so I don't understand the hesitation or the reluctance to jump right on this when we first started figuring out the basics. I really don't. I would bet that most people -even the people that THINK they have held ground since December 20

Last Edited On Nov-7-2008 at 12:59 PM.

11/7/2008 11:03 AM

QuickReply >> To respond, enter your message below or click (POST REPLY) for more options.

This thread is closed and you may not respond to it.

All times are in local Central Standard Time. The current time is 01:22:44 PM



HAIR2GO

Online hairloss source
since 1997!

Click here!
To get your
hair back!

© 2008 Prospecta, Avodart, Minoxidil, Rogaine, and Nizoral



Don't be fooled by Cheap Imitations!
The HairMax LaserComb
is the only laser that actually works.
Clinically Proven. FDA Cleared.



[Add The HairMax Laser Comb](#)

More Info: [Home](#) | [About Regrowth.com](#) | [How to Advertise](#) | [Privacy Policy](#) | [Advertising Policy](#) | [Contact Us](#)
[Site Map](#) | [Minoxidil](#) © 2007 The Regrowth Network. All Rights Reserved. [Minoxidil](#) - [Minoxidil](#)

Other Cool Sites: [Hair Loss Treatments](#) - [Body for Life Tracker](#) - [MedSpert](#)

[Prospecta](#) ® is a registered trademark of [Merck](#). [Avodart](#) ® is a registered trademark of [GlaxoSmithKline](#).
[Rogaine](#) ® is a registered trademark of [Pfizer](#). [Nizoral](#) ® is a registered trademark of McNeil Consumer & Specialty Pharmaceuticals.